

## II. Demographic Profile

### Overview

This Demographic Profile provides an in-depth analysis of the population in Mecklenburg County. Most of the data is produced by the U.S. Census Bureau, and includes demographic characteristics such as age, race/ethnicity, and gender.



### Related Terms and Definitions

#### Ability to speak English

For people who speak a language other than English at home, the response represents the person's own perception of his or her ability to speak English. Because census questionnaires are usually completed by one household member, the responses may represent the perception of another household member.

#### Age

The age classification is based on the age of the person in complete years as of April 1, 2010. The age of the person usually was derived from their date of birth information. Their reported age was used only when date of birth information was unavailable.

#### Gender

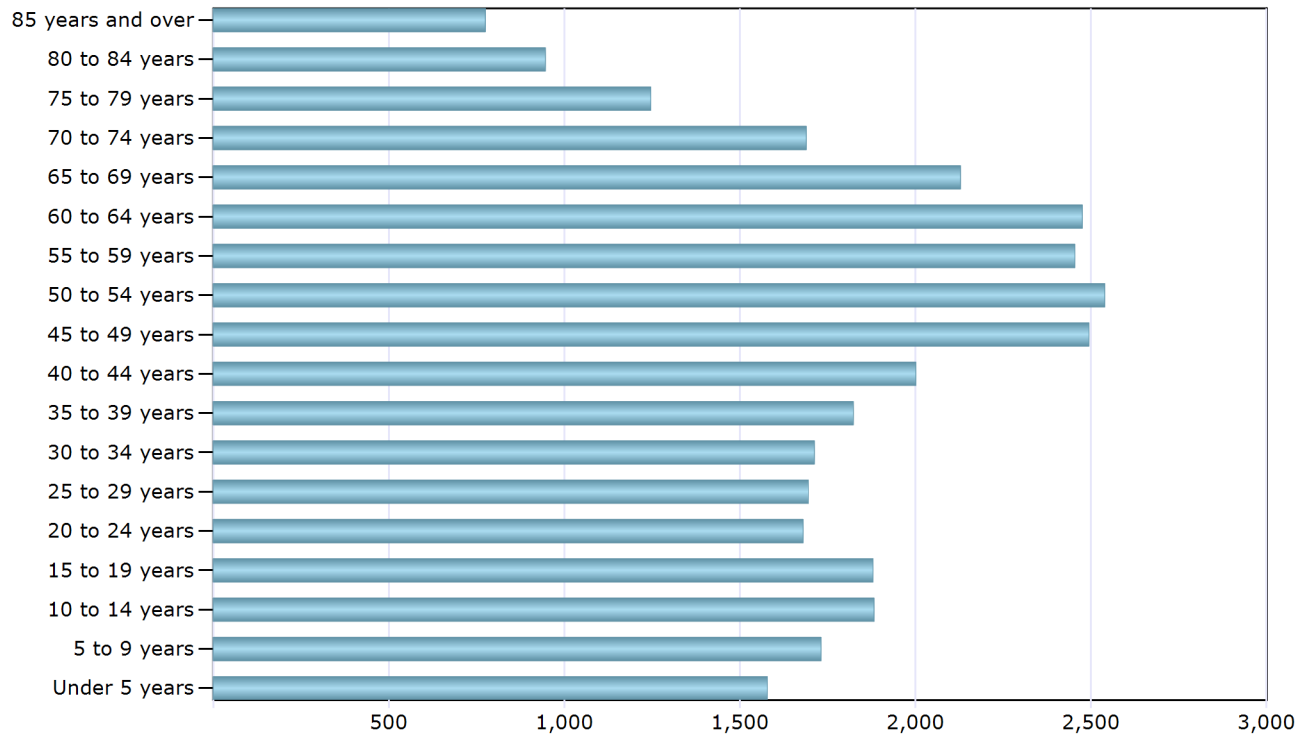
The data on gender were derived from answers to a question that was asked of all people. Individuals were asked to mark either "male" or "female" to indicate their gender. For most cases in which gender was not reported, it was determined by the appropriate entry from the person's given (i.e., first) name and household relationship. Otherwise, gender was imputed according to the relationship to the householder and the age of the person.

#### Race

The concept of race as used by the Census Bureau reflects self-identification by people according to the race or races with which they most closely identify. The categories are sociopolitical constructs and should not be interpreted as being scientific or anthropological in nature. Furthermore, the race categories include both racial and national-origin groups.

**Please note:** In the past, our population by race/ethnicity data has always excluded the Hispanic ethnicity from each race category. Starting in January 2013, each race category now includes all ethnicities.

### Population by Age



	Mecklenburg County	Virginia	United States
<b>Under 5 years</b>	1,578	509,625	20,201,362
<b>5 to 9 years</b>	1,731	511,849	20,348,657
<b>10 to 14 years</b>	1,882	511,246	20,677,194
<b>15 to 19 years</b>	1,879	550,965	22,040,343
<b>20 to 24 years</b>	1,680	572,091	21,585,999
<b>25 to 29 years</b>	1,695	564,342	21,101,849
<b>30 to 34 years</b>	1,712	526,077	19,962,099
<b>35 to 39 years</b>	1,823	540,063	20,179,642
<b>40 to 44 years</b>	2,001	568,865	20,890,964
<b>45 to 49 years</b>	2,494	621,155	22,708,591
<b>50 to 54 years</b>	2,539	592,845	22,298,125
<b>55 to 59 years</b>	2,454	512,595	19,664,805
<b>60 to 64 years</b>	2,475	442,369	16,817,924
<b>65 to 69 years</b>	2,128	320,302	12,435,263
<b>70 to 74 years</b>	1,689	229,502	9,278,166
<b>75 to 79 years</b>	1,246	173,929	7,317,795
<b>80 to 84 years</b>	946	130,801	5,743,327
<b>85 years and over</b>	775	122,403	5,493,433
	<b>32,727</b>	<b>8,001,024</b>	<b>308,745,538</b>

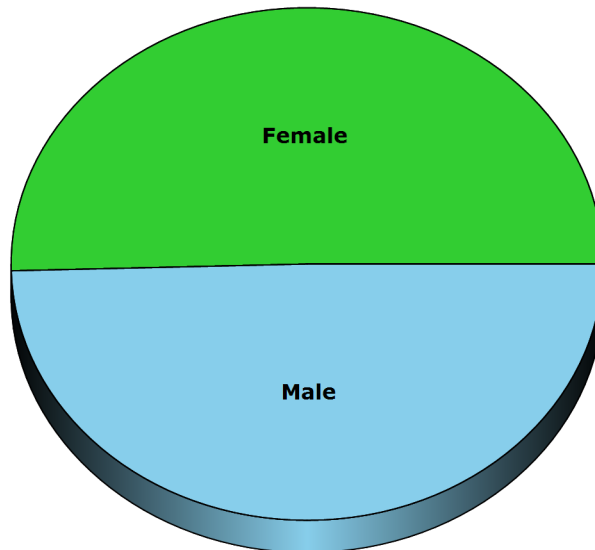
Source: 2010 Census.

### Population by Race/Ethnicity

	Mecklenburg County	Virginia	United States
<b>Total</b>			
Total Population	32,727	8,001,024	308,745,538
<b>Race</b>			
White	19,619	5,486,852	223,553,265
Black or African American	12,050	1,551,399	38,929,319
American Indian or Alaska Native	75	29,225	2,932,248
Asian	218	439,890	14,674,252
Native Hawaiian/Pacific Islander	11	5,980	540,013
Other	275	254,278	19,107,368
Multiple Races	479	233,400	9,009,073
<b>Ethnicity</b>			
Not Hispanic or Latino (of any race)	31,921	7,369,199	258,267,944
Hispanic or Latino (of any race)	806	631,825	50,477,594

Source: 2010 Census.

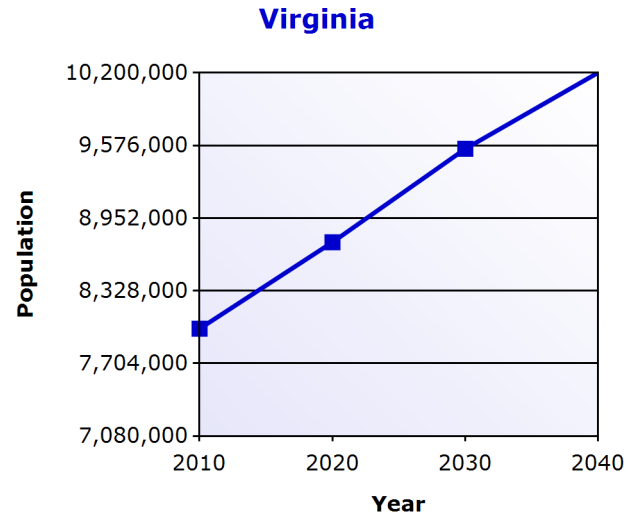
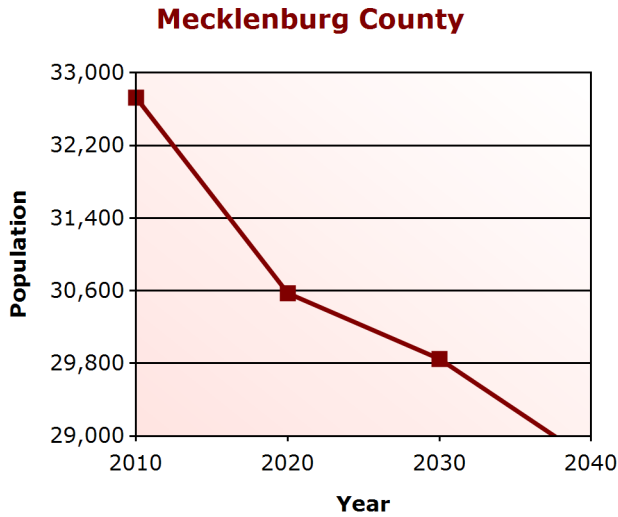
### Population by Gender



	Mecklenburg County	Virginia	United States
<b>Male</b>	16,225	3,925,983	151,781,326
<b>Female</b>	16,502	4,075,041	156,964,212
	<b>32,727</b>	<b>8,001,024</b>	<b>308,745,538</b>

Source: 2010 Census.

### Population Change



	Mecklenburg County	(% change)	Number Change	Virginia	(% change)
<b>2000</b>	32,380			7,079,030	
<b>2010</b>	32,727	1.07 %		8,001,024	13.02 %
<b>2020</b>	30,572	-6.58 %		8,744,273	9.29 %
<b>2030</b>	29,848	-2.37 %		9,546,958	9.18 %
<b>2040</b>	28,727	-3.76 %		10,201,530	6.86 %

Source: U.S. Census Bureau, Weldon Cooper Center for Public Service.

### Did you know...

you can log on to our website today and see population counts from each Decennial Census all the way back to 1900? Looking for annual population estimates? We have those too, all the way back to the 1970s!

For this data and more, visit us on the web at:

[www.VirginiaLMI.com](http://www.VirginiaLMI.com)

